




S. S. STEEL LIMITED
Consolidated Statement of Financial Position
As at 31 March 2023

Particulars	Notes	Amount in Taka	Amount in Taka
		31-Mar-23	30-Jun-22
Assets:		6,144,073,569	6,235,191,955
Non current assets			
Property, plant & equipments	4.A	5,484,720,670	5,576,764,421
Deposits	5.00	24,033,077	24,033,077
Goodwill	-	100,363,837	100,363,837
Capital work-in-progress	6.A	534,955,986	534,030,620
		17,227,728,326	12,483,127,985
Current assets			
Inventories	7.A	7,601,251,841	4,402,884,153
Trade and other receivables	8.A	4,422,099,771	3,851,540,890
Advances, deposits and prepayments	9.A	3,170,131,674	2,883,537,030
Cash and cash equivalents	10.A	1,315,362,823	637,931,666
Investment	11.A	718,882,216	707,234,245
		23,371,801,895	18,718,319,939
Total Assets			
Shareholders' Equity & Liabilities:		7,337,646,380	7,365,444,416
Total shareholders' Equity			
Total equity attributable to owners of the parent		7,237,207,331	7,265,258,514
Share capital	12.00	3,549,238,560	3,286,332,000
Retained earnings	13.A	2,839,305,581	3,113,254,539
Revaluation reserve	14.A	848,663,190	865,671,975
		100,439,049	100,185,902
Non controlling interest		537,600,000	537,600,000
Share money deposit		2,856,176,215	3,086,038,803
Non current liabilities			
Deferred tax liabilities	16.A	257,480,928	251,170,949
Non current portion of term loan	17.A	2,594,905,226	2,811,663,396
Finance lease obligation - non current portion	22.00	3,790,061	23,204,458
		12,640,379,297	7,729,236,718
Current liabilities			
Current portion of term loan	17.00	308,067,015	421,015,608
Trade and other payables	18.A	1,557,961,987	897,431,262
Accrued expenses	19.A	228,615,680	206,067,431
Short term loan	20.A	9,460,953,530	5,227,312,367
Finance lease obligation - current portion	22.00	970,819	6,544,847
Dividend Payable	23.00	57,866,804	13,034,919
Provision for WPPF and welfare fund	21.A	160,238,717	141,607,473
Provision for income tax	24.A	865,704,744	816,222,812
		23,371,801,895	18,718,319,939
Total Equity and Liabilities		19.80	21.41
Consolidated net assets value per share (NAVPS) without revaluation		22.19	24.05
Consolidated net assets value per share (NAVPS) with revaluation			


Independent Director


Managing Director


Chairman


Chief Financial Officer


Company Secretary

Place: Dhaka, Bangladesh
Dated: 30 April 2023





S. S. STEEL LIMITED
Consolidated Statement of Profit or Loss and Other Comprehensive Income
For the period ended 31 March 2023

Particulars	Notes	Amount in Taka	Amount in Taka	Amount in Taka	Amount in Taka
		01 Jul 2022 to 31 Mar 2023	01 Jul 2021 to 31 Mar 2022	01 Jan 2023 to 31 Mar 2023	01 Jan 2022 to 31 Mar 2022
Revenue (Net of VAT)	25.A	11,586,783,680	5,135,248,200	3,963,190,670	1,948,471,405
Cost of goods sold	26.A	(10,726,244,535)	(3,741,352,187)	(3,710,221,537)	(1,487,842,395)
Gross profit		860,539,145	1,393,896,013	252,969,133	460,629,010
Administrative expenses	27.A	(106,158,606)	(100,554,897)	(32,341,967)	(31,626,744)
Selling and distribution expenses	28.A	(164,531,277)	(138,726,483)	(53,383,758)	(53,948,164)
Operating profit before financial expenses		589,849,262	1,154,614,634	167,243,407	375,054,101
Financial expenses	29.A	(551,805,198)	(321,413,289)	(155,855,066)	(97,087,295)
Profit before other income		38,044,064	833,201,345	11,388,341	277,966,806
Other income	30.A	43,660,108	29,358,272	12,943,009	2,910,035
Profit before WPPF and provision for income tax		81,704,172	862,559,616	24,331,350	280,876,841
Contribution to WPPF and welfare fund		(3,822,876)	(41,074,267)	(1,148,820)	(13,375,088)
Profit before income tax		77,881,297	821,485,349	23,182,530	267,501,753
Provision for income tax		(69,032,542)	(164,071,018)	(20,348,662)	(59,495,676)
Current tax		(45,720,920)	(187,988,802)	(18,535,744)	(58,973,841)
Deferred tax		(23,311,622)	23,917,785	(1,812,918)	(521,835)
Profit after income tax		8,848,755	657,414,331	2,833,868	208,006,078
Net profit attributable to:					
Equity holders of the company		8,832,285	656,489,529	2,828,935	207,281,267
Non-controlling interest		16,470	924,802	4,933	724,811
Consolidated profit/ (loss)		8,848,755	657,414,331	2,833,868	208,006,078
Consolidated Earning Per Share (EPS)		0.027	2.00	0.009	0.63


Independent Director


Managing Director


Chairman


Company Secretary

Place: Dhaka, Bangladesh
Dated: 30 April 2023



S. S. STEEL LIMITED
Consolidated Statement of Changes in Equity
For the period ended 31 March 2023

Amount in Taka

Particulars	Share Capital	Revaluation Reserve	Retained Earnings	Total Equity
Balance at the beginning on 01 July 2022	3,286,332,000	865,671,976	3,213,440,441	7,365,444,416
8% stock dividend	262,906,560	-	(262,906,560)	-
2% cash dividend	-	-	(44,831,885)	(44,831,885)
Net profit (after tax) transferred from statement of comprehensive income	-	-	8,848,755	8,848,755
Excess depreciation transfer to retained earnings	-	(17,008,784)	25,193,879	8,185,095
Balance as at 31 March 2023	3,549,238,560	848,663,191	2,939,744,631	7,337,646,380


For the year ended 31 March 2022

Amount in Taka

Particulars	Share Capital	Revaluation Reserve	Retained Earnings	Total Equity
Balance at the beginning on 01 July 2021	3,042,900,000	802,540,193	2,927,990,856	6,773,431,049
Net profit (after tax) transferred from statement of comprehensive income			657,414,331	657,414,331
Stock Dividend	328,633,200		(328,633,200)	-
Cash Dividend	-	-	(41,511,004)	(41,511,004)
Excess depreciation transfer to retained earnings		(7,653,246)	7,653,246	-
Balance as at 31 March 2022	3,371,533,200	794,886,947	3,222,914,229	7,389,334,375



Independent Director



Managing Director



Chairman



Chief Financial Officer



Company Secretary

Place: Dhaka, Bangladesh


Dated: 30 April 2023




S. S. STEEL LIMITED
Consolidated Statement of Cash Flows
For the period ended 31 March 2023

Particulars	Amount in Taka	Amount in Taka
	01 Jul 2022 to 31 Mar 2023	01 Jul 2021 to 31 Mar 2022
Cash flows from operating activities		
Cash received from customers & others	11,062,311,224	4,600,748,002
Payment for Cost and Expenses	(13,811,253,024)	(4,449,692,493)
Income tax payment	(34,843,268)	(14,267,592)
Net cash inflow/(outflow) from operating activities (A)	(2,783,785,069)	136,787,917
Cash flows from investing activities		
Acquisition of property, plant and equipment	(38,113,256)	-
Advance, Deposit & Pre-Payments	(6,456,470.87)	(126,750.00)
Capital work in progress	(925,366)	(6,512,457)
Investment	(13,704,970)	-
Share money Deposit	-	-
Net cash inflow/(outflow) from investing activities (B)	(59,200,062)	(6,639,207)
Cash flows from financing activities		
Long term loan paid	(329,706,764)	44,531,851
Short term loan	4,233,641,164	286,793,456
Lease Payments	(24,988,425)	(11,973,549)
Dividend Paymemts	-	(3,030,302)
Financial expenses	(358,529,687)	(316,624,804)
Net cash inflow/(outflow) from financing activities (C)	3,520,416,288	(303,348)
Net increase of cash and cash equivalents for the year (A+B+C)	677,431,159	129,845,363
Cash and cash equivalents at the beginning of the year	637,931,665	523,634,356
Cash and cash equivalents at the end of the period	1,315,362,823	653,479,719
Net operating cash flow per share-NOCFPS	(7.84)	0.42


Independent Director


Managing Director


Chairman


Chief Financial Officer



Company Secretary


Place: Dhaka, Bangladesh
Dated: 30 April 2023




S. S. STEEL LIMITED
Statement of Financial Position
As at 31 March 2023


Particulars	Notes	Amount in Taka	Amount in Taka
		31-Mar-23	30-Jun-22
Assets:		6,144,073,569	6,235,191,955
Non current assets			
Property, plant & equipments	4.A	5,484,720,670	5,576,764,421
Deposits	5.00	24,033,077	24,033,077
Goodwill	-	100,363,837	100,363,837
Capital work-in-progress	6.A	534,955,986	534,030,620
		17,227,728,326	12,483,127,985
Current assets			
Inventories	7.A	7,601,251,841	4,402,884,153
Trade and other receivables	8.A	4,422,099,771	3,851,540,890
Advances, deposits and prepayments	9.A	3,170,131,674	2,883,537,030
Cash and cash equivalents	10.A	1,315,362,823	637,931,666
Investment	11.A	718,882,216	707,234,245
		23,371,801,895	18,718,319,939
Total Assets			
Shareholders' Equity & Liabilities:		7,337,646,380	7,365,444,416
Total shareholders' Equity			
Total equity attributable to owners of the parent		7,237,207,331	7,265,258,514
Share capital	12.00	3,549,238,560	3,286,332,000
Retained earnings	13.A	2,839,305,581	3,113,254,539
Revaluation reserve	14.A	848,663,190	865,671,975
		100,439,049	100,185,902
Non controlling interest		537,600,000	537,600,000
Share money deposit		2,856,176,215	3,086,038,803
Non current liabilities			
Deferred tax liabilities	16.A	257,480,928	251,170,949
Non current portion of term loan	17.A	2,594,905,226	2,811,663,396
Finance lease obligation - non current portion	22.00	3,790,061	23,204,458
		12,640,379,297	7,729,236,718
Current liabilities			
Current portion of term loan	17.00	308,067,015	421,015,608
Trade and other payables	18.A	1,557,961,987	897,431,262
Accrued expenses	19.A	228,615,680	206,067,431
Short term loan	20.A	9,460,953,530	5,227,312,367
Finance lease obligation - current portion	22.00	970,819	6,544,847
Dividend Payable	23.00	57,866,804	13,034,919
Provision for WPPF and welfare fund	21.A	160,238,717	141,607,473
Provision for income tax	24.A	865,704,744	816,222,812
		23,371,801,895	18,718,319,939
Total Equity and Liabilities		19.80	21.41
Consolidated net assets value per share (NAVPS) without revaluation		22.19	24.05
Consolidated net assets value per share (NAVPS) with revaluation			


Independent Director


Managing Director


Chairman


Chief Financial Officer


Company Secretary

Place: Dhaka, Bangladesh
Dated: 30 April 2023





S. S. STEEL LIMITED
Statement of Profit or Loss and Other Comprehensive Income
For the period ended 31 March 2023

Particulars	Notes	Amount in Taka	Amount in Taka	Amount in Taka	Amount in Taka
		01 Jul 2022 to 31 Mar 2023	01 Jul 2021 to 31 Mar 2022	01 Jan 2023 to 31 Mar 2023	01 Jan 2022 to 31 Mar 2022
Revenue (Net of VAT)	25.A	11,586,783,680	5,135,248,200	3,963,190,670	1,948,471,405
Cost of goods sold	26.A	(10,726,244,535)	(3,741,352,187)	(3,710,221,537)	(1,487,842,395)
Gross profit		860,539,145	1,393,896,013	252,969,133	460,629,010
Administrative expenses	27.A	(106,158,606)	(100,554,897)	(32,341,967)	(31,626,744)
Selling and distribution expenses	28.A	(164,531,277)	(138,726,483)	(53,383,758)	(53,948,164)
Operating profit before financial expenses		589,849,262	1,154,614,634	167,243,407	375,054,101
Financial expenses	29.A	(551,805,198)	(321,413,289)	(155,855,066)	(97,087,295)
Profit before other income		38,044,064	833,201,345	11,388,341	277,966,806
Other income	30.A	43,660,108	29,358,272	12,943,009	2,910,035
Profit before WPPF and provision for income tax		81,704,172	862,559,616	24,331,350	280,876,841
Contribution to WPPF and welfare fund		(3,822,876)	(41,074,267)	(1,148,820)	(13,375,088)
Profit before income tax		77,881,297	821,485,349	23,182,530	267,501,753
Provision for income tax		(69,032,542)	(164,071,018)	(20,348,662)	(59,495,676)
Current tax		(45,720,920)	(187,988,802)	(18,535,744)	(58,973,841)
Deferred tax		(23,311,622)	23,917,785	(1,812,918)	(521,835)
Profit after income tax		8,848,755	657,414,331	2,833,868	208,006,078
Net profit attributable to:					
Equity holders of the company		8,832,285	656,489,529	2,828,935	207,281,267
Non-controlling interest		16,470	924,802	4,933	724,811
Consolidated profit/ (loss)		8,848,755	657,414,331	2,833,868	208,006,078
Consolidated Earning Per Share (EPS)		0.027	2.00	0.009	0.63


Independent Director


Managing Director


Chairman


Company Secretary


Chief Financial Officer

Place: Dhaka, Bangladesh
Dated: 30 April 2023



S. S. STEEL LIMITED
Statement of Changes in Equity
For the period ended 31 March 2023

Amount in Taka

Particulars	Share Capital	Revaluation Reserve	Retained Earnings	Total Equity
Balance at the beginning on 01 July 2022	3,286,332,000	865,671,976	3,213,440,441	7,365,444,416
8% stock dividend	262,906,560	-	(262,906,560)	-
2% cash dividend	-	-	(44,831,885)	(44,831,885)
Net profit (after tax) transferred from statement of comprehensive income	-	-	8,848,755	8,848,755
Excess depreciation transfer to retained earnings	-	(17,008,784)	25,193,879	8,185,095
Balance as at 31 March 2023	3,549,238,560	848,663,191	2,939,744,631	7,337,646,380


For the year ended 31 March 2022

Amount in Taka


Particulars	Share Capital	Revaluation Reserve	Retained Earnings	Total Equity
Balance at the beginning on 01 July 2021	3,042,900,000	802,540,193	2,927,990,856	6,773,431,049
Net profit (after tax) transferred from statement of comprehensive income			657,414,331	657,414,331
Stock Dividend	328,633,200		(328,633,200)	-
Cash Dividend	-	-	(41,511,004)	(41,511,004)
Excess depreciation transfer to retained earnings		(7,653,246)	7,653,246	-
Balance as at 31 March 2022	3,371,533,200	794,886,947	3,222,914,229	7,389,334,375



Independent Director



Managing Director



Chairman



Chief Financial Officer



Company Secretary

Place: Dhaka, Bangladesh


Dated: 30 April 2023




S. S. STEEL LIMITED
Statement of Cash Flows
For the period ended 31 March 2023

Particulars	Amount in Taka	Amount in Taka
	01 Jul 2022 to 31 Mar 2023	01 Jul 2021 to 31 Mar 2022
Cash flows from operating activities		
Cash received from customers & others	11,062,311,224	4,600,748,002
Payment for Cost and Expenses	(13,811,253,024)	(4,449,692,493)
Income tax payment	(34,843,268)	(14,267,592)
Net cash inflow/(outflow) from operating activities (A)	(2,783,785,069)	136,787,917
Cash flows from investing activities		
Acquisition of property, plant and equipment	(38,113,256)	-
Advance, Deposit & Pre-Payments	(6,456,470.87)	(126,750.00)
Capital work in progress	(925,366)	(6,512,457)
Investment	(13,704,970)	-
Share money Deposit	-	-
Net cash inflow/(outflow) from investing activities (B)	(59,200,062)	(6,639,207)
Cash flows from financing activities		
Long term loan paid	(329,706,764)	44,531,851
Short term loan	4,233,641,164	286,793,456
Lease Payments	(24,988,425)	(11,973,549)
Dividend Payemnts	-	(3,030,302)
Financial expenses	(358,529,687)	(316,624,804)
Net cash inflow/(outflow) from financing activities (C)	3,520,416,288	(303,348)
Net increase of cash and cash equivalents for the year (A+B+C)	677,431,159	129,845,363
Cash and cash equivalents at the beginning of the year	637,931,665	523,634,356
Cash and cash equivalents at the end of the period	1,315,362,823	653,479,719
Net operating cash flow per share-NOCFPS	(7.84)	0.42


Independent Director


Managing Director


Chairman


Chief Financial Officer


Company Secretary

Place: Dhaka, Bangladesh
Dated: 30 April 2023

